



# **ENGINEERING ENTRANCE EXAMINATIONS KERALA — 2011**

**Dates of Exam : April 18-19, 2011**

## **RESULTS - HIGHLIGHTS**

**July 10, 2011**

**OFFICE OF THE COMMISSIONER FOR ENTRANCE EXAMINATIONS**  
HOUSING BOARD BUILDINGS, SANTHI NAGAR,  
THIRUVANANTHAPURAM – 695 001  
Telephone: 0471-2332120, 2338487  
Fax: 0471-2337228

**Website: [www.cee-kerala.org](http://www.cee-kerala.org)**



Government of Kerala  
**Office of the Commissioner for Entrance Examinations**  
Housing Board Buildings, Santhi Nagar, Thiruvananthapuram - 695 001

**NOTIFICATION**

**Engineering Rank list, Kerala 2011 - Published**

The rank list for admission to Engineering Courses 2011, are published herewith. The results will be published through media. It will be available at the Office of the Commissioner for Entrance Examinations and on the websites :

[www.cee.kerala.gov.in](http://www.cee.kerala.gov.in)

<http://results.kerala.nic.in>

The Entrance Examination for Engineering courses 2011 was conducted on 18<sup>th</sup> (Paper-I Physics & Chemistry) and 19<sup>th</sup> (Paper - II Mathematics) April 2011. The marks secured by the candidates in the Entrance Examination were published on 24.05.2011.

Those candidates who have qualified in the Engineering Entrance Examination were directed to submit the marks obtained for Mathematics, Physics and Chemistry/Computer Science/Biotechnology/Biology in the Second year Plus Two or equivalent qualifying examination through the website [www.cee.kerala.gov.in](http://www.cee.kerala.gov.in) from 06.06.2011 to 17.06.2011 and to submit the duly signed copy of Mark Submission Data and attested copies of Plus Two mark sheets on or before 20.06.2011 to the Commissioner for Entrance Examinations. The marks submitted by the candidates were subsequently published on the web site for verification on 24.06.2011 and the candidates were directed to inform changes, if any, in the published data on or before 30.06.2011. Out of 65632 candidates qualified in the Engineering Entrance Examination 56336 candidates have submitted their marks in the qualifying examination to the Commissioner for Entrance Examinations till 30.06.2011. The data submitted by candidates till 30.06.2011 has been considered for the preparation of rank list.

For the preparation of Engineering Rank list, equal weightage was given to the marks obtained in the Entrance Examination for Engineering (Paper I & Paper II put together) and the grade/marks obtained for Mathematics, Physics and Chemistry/Computer Science/Biotechnology/Biology put together in the Second year of the qualifying examination (Plus Two or equivalent), after effecting the normalization procedure as described in Clause 9.7.4 (b)(ii) of the Prospectus.

The statistical parameters used for normalization of marks of various boards are given in Appendix-I. Some of the Boards/Authorities did not provide the statistical parameters/data essential for the process of normalization of marks of those candidates who studied for the qualifying examination under their stream. The marks of candidates from such Boards have been normalized based on the criteria decided upon by the Committee constituted vide G.O.(Rt) No.2426/2010/H.Edn. dated 22.12.2010 and the decision is final and binding on the applicant.

Marks obtained by the candidate in the Engineering Entrance Examination (Paper I & Paper II put together) is computed out of 500, and added to the total normalized marks of Mathematics, Physics and Chemistry/Computer Science/Biotechnology/Biology as the case may be in the Qualifying Examination computed out of 500, both corrected to 4 places of decimals. The rank list for Engineering Courses is thus prepared based on the total marks obtained out of 1000, computed as above.

The results of a few candidates are withheld for the reason of not submitting the duly signed printout of Mark Submission Data/attested copies of mark sheets of qualifying examination. The marks submitted online by these candidates as such is taken for the preparation of Engineering rank list considering it as the marks obtained in the Second year of qualifying examination. Their results will be released only on submission of the duly signed declaration along with attested copies of the original mark sheets of the qualifying examination. In case, the marks submitted by the candidate which have been used for the preparation of the rank list differ from the actual marks secured by that candidate, he/she will be disqualified. No further communication will be entertained in this regard. Such candidates will also be liable for penal action in accordance with law.

The inclusion of roll number of any candidate in this list does not entitle him/her for admission unless he/she satisfies all the conditions of eligibility as prescribed in the Prospectus. The Rank list published is subject to the result of the Orders of the Hon. High Court in Writ Petitions filed in this regard.

The category/community-wise list based on the rank list will also be published in due course. Separate notification for the Centralized Allotment Process (CAP) for allotment to various colleges/courses will be issued in due course.

Candidates will be admitted to the courses only if the academic eligibility conditions as prescribed in the Prospectus under clause 6.2 are fulfilled at the time of admission. This will be verified at the time of admission.



Thiruvananthapuram  
10.07.2011

**B.S. Mavoji IAS**  
**Commissioner for Entrance Examinations**

**RESULTS OF THE ENGINEERING ENTRANCE EXAMINATION  
KERALA – 2011**

**HIGHLIGHTS**

1. The Entrance Examination was conducted at 297 venues in all the 14 Revenue Districts centers of the State, in New Delhi and in Dubai.
2. Total number candidates appeared in the Engineering Entrance Examination : 101905
  - a. Total number of Male candidates appeared : 53662
  - b. Total number of Female candidates appeared : 48243
3. Total number of candidates qualified in the Engineering Entrance Examinations : 65632
  - a. Total number of Male candidates : 33653
  - b. Total number of Female candidates : 31979
4. Total number of candidates included in the Engineering Rank List : 56336
  - a. Total number of Male candidates : 29296
  - b. Total number of Female candidates : 27040
5. Number of candidates included in the Engineering Rank list based on their course of study at the Plus Two level.

Sl. No.	Qualifying Examination	Total number of candidates appeared	Total number of candidates in the Rank List	Number of candidates figures in the first 1000 ranks
1	HSE - Kerala	74606	39008	447
2	VHSE – Kerala	1660	368	2
3	AISSCE (CBSE)	20872	15307	499
4	ISCE (CISCE)	1568	1212	46
5	Others	3199	441	6
	<b>Total</b>	<b>101905</b>	<b>56336</b>	<b>1000</b>

6. Number of candidates figures in the first 1000 ranks, based on the candidates district of permanent residence are as follows.

District	Total number of candidates appeared	Total number of candidates in the rank list	Number of candidates figured in the first 1000 rank
Thiruvananthapuram	12124	6492	89
Kollam	9551	4804	48
Pathanamthitta	4473	2205	23
Alappuzha	6536	3407	43
Kottayam	6800	4028	113
Idukki	2258	1240	22
Ernakulam	11942	7568	166
Thrissur	9601	5679	88
Palakkad	5578	3121	39
Malappuram	9336	4840	111
Kozhikkode	10233	5351	132
Wayanad	1511	730	11
Kannur	7442	4149	75
Kasaragod	2404	1161	16
Others	2116	1561	24
<b>Total</b>	<b>101905</b>	<b>56336</b>	<b>1000</b>

7. Statistical details in respect of the first 100 candidates figured in the Engineering Rank List :
  - (a) Sex
    - (i) Male : 91      (ii) Female: 9
  - (b) Native district (in the order of highest five)
    - (i) Ernakulam : 19   (ii) Thiruvananthapuram : 13      (iii) Kottayam : 11
    - (iv) Malappuram: 10   (v) Thrissur : 9
  - (c) Number of appearance in the Entrance Examination
    - (i) First appearance : 69      (ii) Second appearance : 29

ENGINEERING ENTRANCE EXAMINATIONS 2011  
DETAILS OF STATE WIDE TOP 10 RANK HOLDERS

**Rank : 1**

Score : 961.5122

Roll No. : 145145



**DILIP K KAINIKKARA**  
KAINIKKARA HOUSE  
PALLICKALCHIRA KAVALA P O  
PAIPPAD  
CHANGANACHERRY

PHONE : 9497931835

**Rank : 2**

Score : 950.1344

Roll No. : 193494



**JAHFAR THATTARUTHODI**  
S/O. KUNHARA KUTTY T.T  
THATTARUTHODI HOUSE  
MATTATHUR P O  
OTHUKKUNGAL  
MALAPPURAM  
PHONE : 9746128470

**Rank : 3**

Score : 945.8348

Roll No. : 157792



**VISWAJITH V**  
FLAT 4 D  
ABAD CLOUD NINE  
VIDYA NAGAR  
COCHIN

PHONE : 9847424747

**Rank : 4**

Score : 938.8972

Roll No. : 219479



**SARATH KRISHNAN E V**  
HEMANTHAM  
EDAT P O  
PAYYANUR VIA  
KANNUR DISTRICT

PHONE : 9496357090

**Rank : 5**

Score : 938.8452

Roll No. : 109424



**SONIA V MATHEW**  
VADAKKEMURY  
AMBANADU ROAD  
KAIMANAM P O  
TVM

PHONE : 9446901243

---

**Rank : 6**

Score : 936.2434

Roll No. : 162169



**KRISHNA DUTT**

SREESYLAM

THONNALLOOR

MEVELLOOR P O

KOTTAYAM

PHONE : 9446713694

---

**Rank : 7**

Score : 935.6242

Roll No. : 164973



**DANIEL GEORGE**

KIDANGETH

NBRR 185

MARADU P O

PHONE : 9495427327

---

**Rank : 8**

Score : 932.9923

Roll No. : 109543



**AMAL JOY**

HOUSE NO 15

ANUPAMA NAGAR

PONGUMMOODU

MEDICAL COLLEGE P O

TRIVANDRUM

PHONE : 9497592438

---

**Rank : 9**

Score : 932.3195

Roll No. : 144771



**ANUP TEEJO MATHEW**

MAMMOOTIL T EJO NIVAS

ERUMELI P.O

KOTTAYAM DISTRICT

PHONE : 9447091326

---

**Rank : 10**

Score : 927.4013

Roll No. : 109695



**JAYANTH RAMESH**

S/O MR S RAMESH

C/O SUPERINTENDING ENGINEER

DOORDARSHAN KENDRA

KUDAPPANAKUNNU

TRIVANDRUM

PHONE : 9447019772

---

ENGINEERING ENTRANCE EXAMINATIONS 2011  
TOP 2 RANK HOLDERS FROM SC AND ST CATEGORY

---

**Category : SC**

Rank : 235

Score : 812.0338

Roll No. : 137176



**SUMITH K S**

KUTTIYIL HOUSE  
PUTHENCANE P O  
CHENGANNUR  
ALAPPUZHA

PHONE : 9961550017

---

**Category : SC**

Rank : 251

Score : 809.7457

Roll No. : 103947



**ARUN KRISHNA S S**

ARAMAM  
MADATHINGALKARA  
MALAYINKIL P O  
THIRUVANANTHAPURAM

PHONE : 9388195985

---

**Category : ST**

Rank : 1746

Score : 692.5825

Roll No. : 152666



**GEORLY GEORGE DANIEL**

KUDAMPULICKAL HOUSE  
MUTTOM P O  
THODUPUZHA  
THALUK  
IDUKKI

PHONE : 9447025112

---

**Category : ST**

Rank : 2370

Score : 671.0849

Roll No. : 213181



**GEETHU DIVAKAR**

KUKKUS  
POLICE HOUSING COLONY  
MUNDERI  
KALPETTA  
WYANAD

PHONE : 9447219530

---

ENGINEERING ENTRANCE EXAMINATIONS 2011

TOP ONE AMONG THOSE WHO APPEARED IN EACH DISTRICT, NEW DELHI & DUBAI

---

THIRUVANANTHAPURAM



**SONIA V MATHEW**  
VADAKKEMURY  
AMBANADU ROAD  
KAIMANAM P O  
TVM  
PHONE : 9446901243

Roll No. : 109424  
**Score : 938.8452**  
Rank : 5

---

KOLLAM



**NELLAI KRISHNAN S**  
PARVATHI BHAVAN  
258 BHAVANA NAGAR  
KADAPPAKKADA P O  
KOLLAM  
PHONE : 9495732547

Roll No. : 116674  
**Score : 924.7837**  
Rank : 11

---

PATHANAMTHITTA




**ATHIRA JANE JACOB**  
C/O P C SAMUELKUTTY  
KUTTIMURUPPEL HOUSE  
THOTTAMON  
RANNI P O  
PHONE : 9445035758

Roll No. : 130751  
**Score : 865.4758**  
Rank : 67

---

ALAPPUZHA



**ABY VARGHESE ALEX**  
PULIMOOTTIL PUTHEN PURACKAL  
PERUNGALA P O  
KAYAMKULAM  
ALAPPUZHA  
PHONE : 9447424141

Roll No. : 138293  
**Score : 822.5398**  
Rank : 192

---

KOTTAYAM









**DILIP K KAINIKKARA**  
KAINIKKARA HOUSE  
PALLICKALCHIRA KAVALA P O  
PAIPPAD  
CHANGA  
PHONE : 9497931835

Roll No. : 145145  
**Score : 961.5122**  
Rank : 1

---



IDUKKI		<b>MATHEWS PAUL</b> CHEEMPARAYIL HOUSE KODUVELY P O KARIMANNOOR IDUKKI PHONE : 9446094481	Roll No. : 152768 <b>Score : 878.2427</b> Rank : 48
ERNAKULAM		<b>VISWAJITH V</b> FLAT 4 D ABAD CLOUD NINE VIDYA NAGAR COCHIN PHONE : 9847424747	Roll No. : 157792 <b>Score : 945.8348</b> Rank : 3
THRISSUR	18. PHOTOGRAPH 	<b>DHEERAJ B</b> NAVAMALIKA KONCHERY ROAD M G KAVU P O THRISSUR KERALA PHONE : 9495197695	Roll No. : 177183 <b>Score : 923.6098</b> Rank : 12
PALAKKAD	18. PHOTOGRAPH 	<b>BASITH ZOHAIL N</b> 14/704-28 MEENA NAGAR KALMANDAPAM PALAKKAD KERALA PHONE : 09447038880	Roll No. : 187197 <b>Score : 906.3739</b> Rank : 22
MALAPPURAM	8. PHOTOGRAPH 	<b>JAHFAR THATTARUTHODI</b> S/O. KUNHARA KUTTY T.T THATTARUTHODI HOUSE MATTATHUR P O OTHUKKUNGAL MALAPPURAM PHONE : 9746128470	Roll No. : 193494 <b>Score : 950.1344</b> Rank : 2
KOZHIKKODE		<b>ROSE MARY AUGUSTINE</b> NO 33/3006 E THACHANKODE PAROPADY MARIKUNNU P O KOZHIKKODE PHONE : 9495859922	Roll No. : 208206 <b>Score : 894.8900</b> Rank : 29

---

WAYANAD



**ADITHYA V S**

CHAITHANYA  
MANIYANKODE P O  
KALPETTA NORTH  
WAYANAD  
KERALA  
PHONE : 0953962006

Roll No. : 213627

**Score : 891.7308**

Rank : 34

---

KANNUR



**SARATH KRISHNAN E V**

HEMANTHAM  
EDAT P O  
PAYYANUR VIA  
KANNUR DISTRICT  
PHONE : 9496357090

Roll No. : 219479

**Score : 938.8972**

Rank : 4

---

KASARGOD



**MOHAMMED SHAMIL**

ASYANA, OPP.MANZOOR HOSPITAL  
THEKKEPURAM  
MANIKOTH P O  
KANHANGAD  
KASARAGOD  
PHONE : 09496358058

Roll No. : 225187

**Score : 823.8631**

Rank : 185

---

DELHI



**MATHEW SHAJI THOMAS**

C 44 SHIVALIK COLONY  
MALVIYA NAGAR  
NEW DELHI  
PHONE : 09810480186

Roll No. : 226292

**Score : 885.3723**

Rank : 41

---

DUBAI



**KEVIN CHITTINAPPILY SEBASTIAN**

KEVIN C SEBASTIAN  
S/O C J SEBASTIAN  
GULF REFINING COMPANY  
PHONE : 0971505522

Roll No. : 227104

**Score : 906.8637**

Rank : 20

---



**Andhra Pradesh Board of Intermediate Education**

Year	Maths			Physics			Chemistry			Computer Science			Bio Technology			Biology		
	Mean	SD	Max Mark	Mean	SD	Max Mark	Mean	SD	Max Mark	Mean	SD	Max Mark	Mean	SD	Max Mark	Mean	SD	Max Mark
2010	78.1732	17.1543	150	76.2520	13.5457	90	77.3182	13.3972	90									
2011	78.0882	16.9447	150	74.5621	13.7806	90	79.7504	12.1429	90									

**Bihar Board of School Education**

Year	Maths			Physics			Chemistry			Computer Science			Bio Technology			Biology		
	Mean	SD	Max Mark	Mean	SD	Max Mark	Mean	SD	Max Mark	Mean	SD	Max Mark	Mean	SD	Max Mark	Mean	SD	Max Mark
2009	63.6551	19.6299	100	64.4400	15.4488	100	67.6668	15.8602	100									
2010	59.7533	18.4876	100	63.4423	15.6465	100	68.1387	16.1242	100									
2011	62.7051	20.7047	100	63.7192	15.0092	100	66.2680	15.7433	100									

**Board of School Education Haryana**

Year	Maths			Physics			Chemistry			Computer Science			Bio Technology			Biology		
	Mean	SD	Max Mark	Mean	SD	Max Mark	Mean	SD	Max Mark	Mean	SD	Max Mark	Mean	SD	Max Mark	Mean	SD	Max Mark
2010	64.0314	12.3145	100	69.3974	9.0749	100	70.9029	9.2067	100									
2011	64.0314	12.3145	100	69.3974	9.0749	100	70.9029	9.2067	100									

**Board of Secondary Education (Indian School) Indonesia**

Year	Maths			Physics			Chemistry			Computer Science			Bio Technology			Biology		
	Mean	SD	Max Mark	Mean	SD	Max Mark	Mean	SD	Max Mark	Mean	SD	Max Mark	Mean	SD	Max Mark	Mean	SD	Max Mark
2011	62.7051	20.7047	100	63.7192	15.0092	100	66.2680	15.7433	100									

**Chhattisgarh Board of Secondary Education**

Year	Maths			Physics			Chemistry			Computer Science			Bio Technology			Biology		
	Mean	SD	Max Mark	Mean	SD	Max Mark	Mean	SD	Max Mark	Mean	SD	Max Mark	Mean	SD	Max Mark	Mean	SD	Max Mark
2011	57.4953	18.5014	100	55.5922	10.8549	100	56.2326	11.1635	100									

**University of Cambridge**

Year	Maths			Physics			Chemistry			Computer Science			Bio Technology			Biology		
	Mean	SD	Max Mark	Mean	SD	Max Mark	Mean	SD	Max Mark	Mean	SD	Max Mark	Mean	SD	Max Mark	Mean	SD	Max Mark
2010	59.7533	18.4876	100	63.4423	15.6465	100	68.1387	16.1242	100									

### Goa Board of Secondary and Higher Secondary Education

Year	Maths			Physics			Chemistry			Computer Science			Bio Technology			Biology		
	Mean	SD	Max Mark	Mean	SD	Max Mark	Mean	SD	Max Mark	Mean	SD	Max Mark	Mean	SD	Max Mark	Mean	SD	Max Mark
2011	53.6112	17.3171	100	56.4475	12.5389	100	58.1021	13.6885	100									

### Gujarat Secondary and Higher Secondary Education Board

Year	Maths			Physics			Chemistry			Computer Science			Bio Technology			Biology		
	Mean	SD	Max Mark	Mean	SD	Max Mark	Mean	SD	Max Mark	Mean	SD	Max Mark	Mean	SD	Max Mark	Mean	SD	Max Mark
2010	59.7533	18.4876	100	63.4423	15.6465	150	68.1387	16.1242	150									
2011	62.7051	20.7047	100	63.7192	15.0092	150	66.2680	15.7433	150									

### Kerala Board of Higher Secondary Education

Year	Maths			Physics			Chemistry			Computer Science			Bio Technology			Biology		
	Mean	SD	Max Mark	Mean	SD	Max Mark	Mean	SD	Max Mark	Mean	SD	Max Mark	Mean	SD	Max Mark	Mean	SD	Max Mark
1992	46.0442	11.8059	150	60.8599	12.5303	150	62.5789	11.6674	150									
1993	40.0442	11.8059	150	60.8599	12.5303	150	62.5789	11.6674	150									
1994	46.0442	11.8059	150	60.8599	12.5303	150	62.5789	11.6674	150									
2000	46.0442	11.8059	150	60.8599	12.5303	150	62.5789	11.6674	150									
2001	46.0442	11.8059	150	60.8599	12.5303	150	62.5789	11.6674	150									
2002	50.0173	15.4392	150	58.8293	11.8481	150	63.6353	12.1973	150									
2004	56.9155	17.9799	100	62.0860	13.7436	100	64.7844	13.6847	100									
2005	55.4963	17.9489	100	61.0856	13.1722	100	72.7895	14.3674	100									
2006	55.0825	17.3397	100	62.1717	12.7346	100	70.8751	14.4224	100									
2007	61.2280	14.2728	100	68.0881	11.3224	100	68.3288	11.9849	100									
2008	63.2536	16.3868	100	67.3022	12.3158	100	73.6661	12.1809	100									
2009	61.2048	15.5507	100	67.6168	12.2354	100	68.8448	12.9312	100									
2010	57.2644	14.8051	100	74.1871	10.9986	120	79.2022	11.9086	120									
2011	57.6429	18.2273	100	72.3953	14.5406	120	69.6036	13.8246	120									

### Karnataka Board of Pre- University Education

Year	Maths			Physics			Chemistry			Computer Science			Bio Technology			Biology		
------	-------	--	--	---------	--	--	-----------	--	--	------------------	--	--	----------------	--	--	---------	--	--









# **ENGINEERING ENTRANCE EXAMINATIONS**